

NURSERY D&T MAY 2022 BUILDING HOUSES



D&T LINKS TO THE DEVELOPMENT MATTERS STATEMENTS FOR EXPRESSIVE ARTS AND DESIGN

Take part in simple pretend play, using an object to represent something else even though they are not similar.

Make imaginative and complex 'small worlds' with blocks and construction kits, such as a city with different buildings and a park.

Explore different materials freely, to develop their ideas about how to use them and what to make.

Develop their own ideas and then decide which materials to use to express them. Join different materials and explore different textures.

PHYSICAL DEVELOPMENT

Use one-handed tools and equipment, for example, making snips in paper with scissors. Use a comfortable grip with good control when holding pens and pencils. Show a preference for a dominant hand.

COMMUNICATION AND LANGUAGE

Be able to express a point of view and to debate when they disagree with an adult or a friend, using words as well as actions. Start a conversation with an adult or a friend and continue it for many turns. Use talk to organise themselves and their play: “Let’s go on a bus... you sit there... I’ll be the driver.”

PERSONAL, SOCIAL, EMOTIONAL DEVELOPMENT

Select and use activities and resources, with help when needed. This helps them to achieve a goal they have chosen, or one which is suggested to them.

Play with one or more other children, extending and elaborating play ideas. Find solutions to conflicts and rivalries. For example, accepting that not everyone can be Spider-Man in the game, and suggesting other ideas.

THE CHILDREN STARTED BY BUILDING HOUSES WITH ALL DIFFERENT CONSTRUCTION MATERIALS, EXPERIMENTING, CHANGING AND ADAPTING THEIR MODELS.





THE USED SMALL BRICKS,
DUPLO AND 3D SHAPES

WORKING INDEPENDENTLY OR IN GROUPS



WE THEN MOVED ONTO LARGER CONSTRUCTION DESIGN, BY USING THE BIG BRICKS OUTSIDE. THE CHILDREN WERE ASKED TO DESIGN A HOUSE WITH A ROOF.





SOME VIDEOS OF THE CHILDREN BUILDING




IMG_2967.MOV




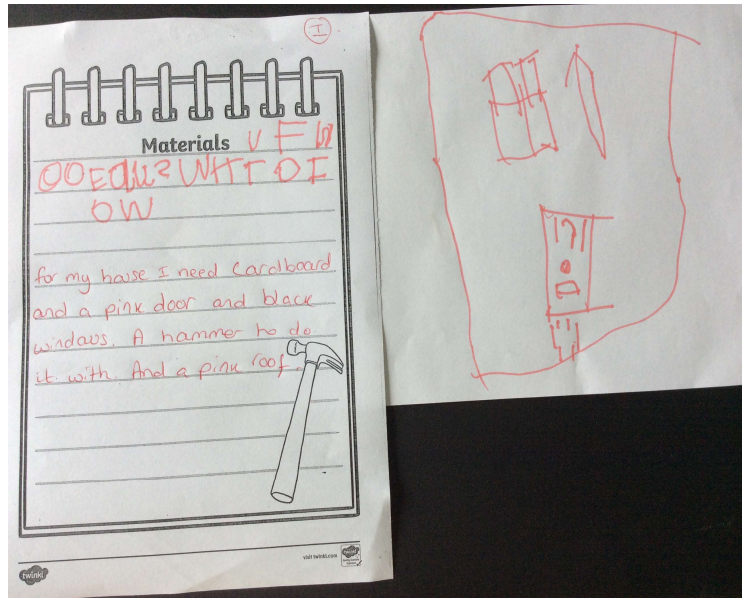


IMG_2974.MOV

THE CHILDREN THEN
WENT ON TO DRAW
THEIR DESIGN AND
WHAT THE DESIGN
WOULD NEED, SUCH AS
BRICKS, WINDOWS, A
ROOF ETC.

“ I’VE NEVER SEEN A HOUSE WITH A
RAINBOW ROOF, SO I’M GOING TO DO A
RAINBOW ROOF”
HANNAH







AND FINALLY THE CHILDREN
WENT TO THE WORKSHOP TO
MAKE THEIR OWN HOUSES

