



Easter Holy Week Home Learning Activities – Year 4

Make an Easter Card

Make an Easter card for someone in your household. Here are some ideas:



You could even use your 'pop-up' DT skills to make a card:




<http://kitchenfloorcrafts.blogspot.com/2015/03/easy-easter-egg-pop-up-card.html>
<https://www.redtedart.com/3d-flower-card-diy/>


Make an Easter Garden

This could be done in a pot, a tray or in a small area of your garden at home!



<https://www.montessorinature.com/easter-garden-small-world/>





The Easter Story

Read the Easter story from the Twinkl PowerPoint (the link is on the Year 4 page of the website). There are some activity sheets also on the website for the events of Holy Week. Are there any other ways you could get creative to retell the events? E.g. Create a Holy week calendar, use paper plates to make a spinning wheel Easter Story.



Easter Mindfulness

Relax with some mindful colouring. The link to the Twinkl sheets is on the website!




Easter Baking

Could an adult help you to make one of these Easter Nests or Hot Cross Buns?

<https://www.bbcgoodfood.com/howto/guide/top-5-easter-nest-recipes>

https://www.bbc.co.uk/food/recipes/hotcrossbuns_397



Other Easter Activity ideas:

- There are many links to other activity sheets on the website.
- Paint or decorate some eggs.
- Host your own Easter Egg hunt with clues.
- Build an Easter basket.
- Have some Science fun with eggs: <https://www.science-sparks.com/fun-easter-science-experiments/>
- Go for a walk and look out for the signs of Spring.



I hope you all have a lovely Easter break with your families, and I hope to see you all very soon,

Mrs Cooke 😊

