




Year 4 Autumn 1 Art - Drawing

Learning objectives for this topic	Key vocabulary	Key artists
<p>To create different effects using a pencil</p> <p>To add shadows and highlights to suggest three dimensions</p> <p>To practise hatching, crosshatching and stippling techniques using ink and pencil</p> <p>To observe the difference in using each media.</p> <p>To recognise the 2D shapes which make up the form of an animal</p> <p>To draw a realistic animal body shape</p> <p>To produce closely observed pencil drawings from life</p> <p>To draw a face in proportion</p> <p>To produce a symmetrical copy of half a portrait</p> <p>To draw a human body in proportion</p>	<p>Line</p> <p>Shape</p> <p>Tone</p> <p>Form and Space</p> <p>Proportion</p> <p>Shading</p> <p>Blending</p> <p>Smudging</p> <p>Stippling</p> <p>Hatching</p> <p>Cross hatching</p> <p>Light</p> <p>Shadow</p>	<p>Monica Lee, Malaysia</p>  <p>Paul Cadden, UK</p>  <p>Kevin Okafor, UK</p> 
Art Skills Covered		
<p>Sketching</p> <p>Observing</p> <p>Using different media</p> <p>Shading</p>		